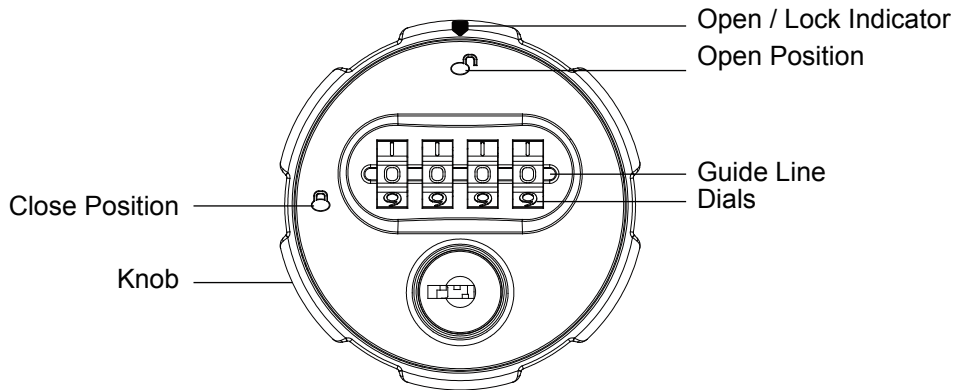


Operation Instruction



How to reset your combination?

■ **Each time the lock is opened, the combination may be changed.**

1. Leave the Dials at factory preset combination 0-0-0-0. Turn the Knob clockwise 90 degree to the Open Position. (Fig.A)

2. Now, you can set your own desired combination (Fig.B) before turning the Knob counterclockwise 90 degree to the Close Position. (Fig.C)

NOTE: Remember your new reset code before turning the Knob and scrambling the Dials to lock up.

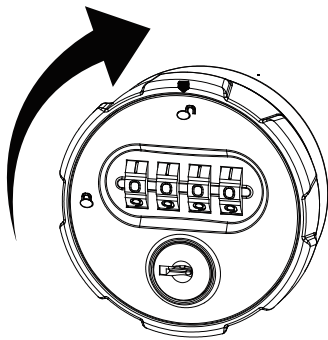


Fig. A

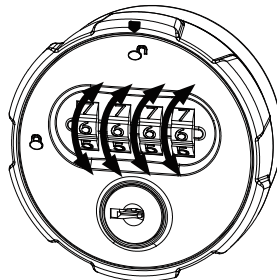


Fig. B

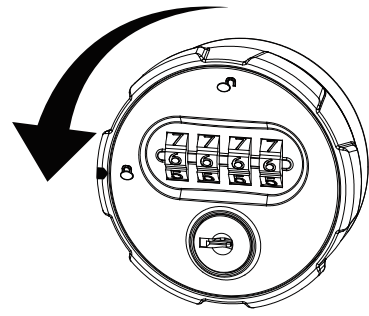


Fig. C

How to retrieve the forgotten combination?

1. Insert and turn the Master Key clockwise 90 degree to align the Open position. (Fig.D)

2. Gently rotate each Dial from left to right and from down to up until it stops. (Fig. E)

3. Make sure to turn the Master Key counterclockwise 90 degree (Fig. F) to withdraw the key (Fig. G). Align the retrieved Dials in the center of Guide Line and turn the Knob to the Open Position. Now, you can keep using the retrieved combinations or reset your new desired codes.

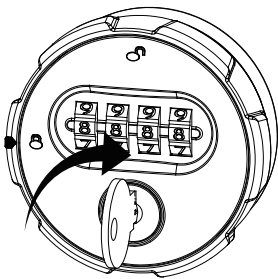


Fig. D

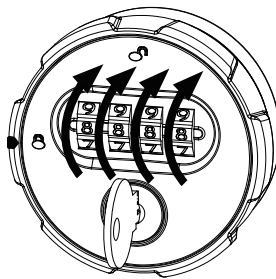


Fig. E

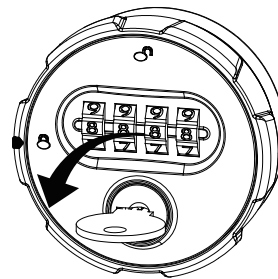


Fig. F




Fig. G

■ **Always keep your secret combination in a safe and accessible place for future reference.**